

Year	No Lambs	8 Wk Weight	Mature Size	Litter Size	Maternal Ability	Scan Weight	Muscle Depth	Fat Depth	Lean Weight	Fat Weight	Gigot Musc'	FEC	Index	Index	BLUP Run ID
1990	19,298	0.37	0.14	0.01	0.11	0.70	0.10	0.02	0.16	0.11	0.20	0.02	90.00	0.00	20080755
1991	18,012	0.45	0.14	0.01	0.11	0.86	0.18	0.02	0.23	0.13	0.28	0.02	94.41	0.00	20080755
1992	19,068	0.61	0.18	0.01	0.14	1.21	0.27	0.03	0.31	0.19	0.41	0.03	99.14	0.00	20080755
1993	18,950	0.68	0.20	0.02	0.15	1.37	0.32	0.02	0.33	0.19	0.47	0.03	99.01	0.00	20080755
1994	18,897	0.82	0.25	0.03	0.17	1.71	0.37	0.02	0.44	0.24	0.65	0.03	107.53	0.00	20080755
1995	17,895	0.90	0.29	0.04	0.18	1.91	0.43	0.01	0.49	0.25	0.78	0.03	109.19	0.00	20080755
1996	18,329	1.01	0.34	0.04	0.21	2.15	0.48	-0.01	0.58	0.27	0.88	0.03	114.70	0.00	20080755
1997	20,564	1.20	0.40	0.05	0.23	2.58	0.60	-0.03	0.73	0.32	1.09	0.03	125.88	0.00	20080755
1998	22,489	1.34	0.43	0.06	0.24	2.88	0.75	-0.03	0.83	0.34	1.26	0.03	132.93	0.00	20080755
1999	22,734	1.50	0.44	0.06	0.26	3.25	0.88	-0.01	0.92	0.38	1.40	0.05	140.24	0.00	20080755
2000	21,594	1.62	0.47	0.07	0.29	3.53	0.95	-0.02	0.98	0.41	1.51	0.05	143.45	0.00	20080755
2001	18,177	1.79	0.58	0.08	0.31	3.97	0.91	-0.01	1.14	0.47	1.69	0.05	155.88	0.00	20080755
2002	19,250	1.89	0.61	0.08	0.31	4.19	0.94	-0.03	1.21	0.48	1.82	0.05	160.10	0.00	20080755
2003	29,066	1.81	0.65	0.09	0.29	4.04	0.80	-0.03	1.19	0.47	1.77	0.06	159.09	0.00	20080755
2004	31,565	1.92	0.61	0.10	0.27	4.29	0.88	-0.05	1.30	0.49	1.88	0.08	167.44	0.00	20080755
2005	35,471	2.02	0.56	0.11	0.26	4.50	0.96	-0.06	1.37	0.51	1.93	0.11	172.46	0.00	20080755
2006	35,470	2.12	0.57	0.12	0.26	4.75	0.99	-0.06	1.45	0.53	2.08	0.11	178.25	0.00	20080755
2007	33,516	2.26	0.57	0.13	0.27	5.05	1.07	-0.07	1.55	0.55	2.21	0.14	184.61	0.00	20080755
2008	32,894	2.37	0.58	0.13	0.28	5.30	1.11	-0.07	1.63	0.58	2.34	0.13	191.13	0.00	20080755
2009	32,428	2.47	0.56	0.13	0.30	5.52	1.19	-0.07	1.70	0.60	2.44	0.14	195.68	0.00	20080755
2010	30,386	2.68	0.58	0.14	0.31	5.93	1.31	-0.07	1.83	0.65	2.63	0.15	204.92	0.00	20080755

BLUP Run Number: 20080755 - 15/10/2010 - Texel

1990 (01/08/1989 - 31/07/1990)

Number of Lambs: 30,386  
Average 8 week weight EBV 2.677  
Average mature size EBV 0.583  
Average litter size EBV 0.14  
Average maternal ability EBV 0.31  
Average scan weight EBV 5.93  
Average muscle depth EBV 1.31  
Average fat depth EBV -0.07  
Average lean weight EBV 1.83  
Average fat weight EBV 0.65  
Average gigot muscularity EBV 2.63  
Average FEC EBV 0.15  
Average Terminal Sire Index 204.92  
Average Index 0.00

BLUP Run Number: 20080755 - 15/10/2010 - Texel

1990 (01/08/1989 - 31/07/1990)

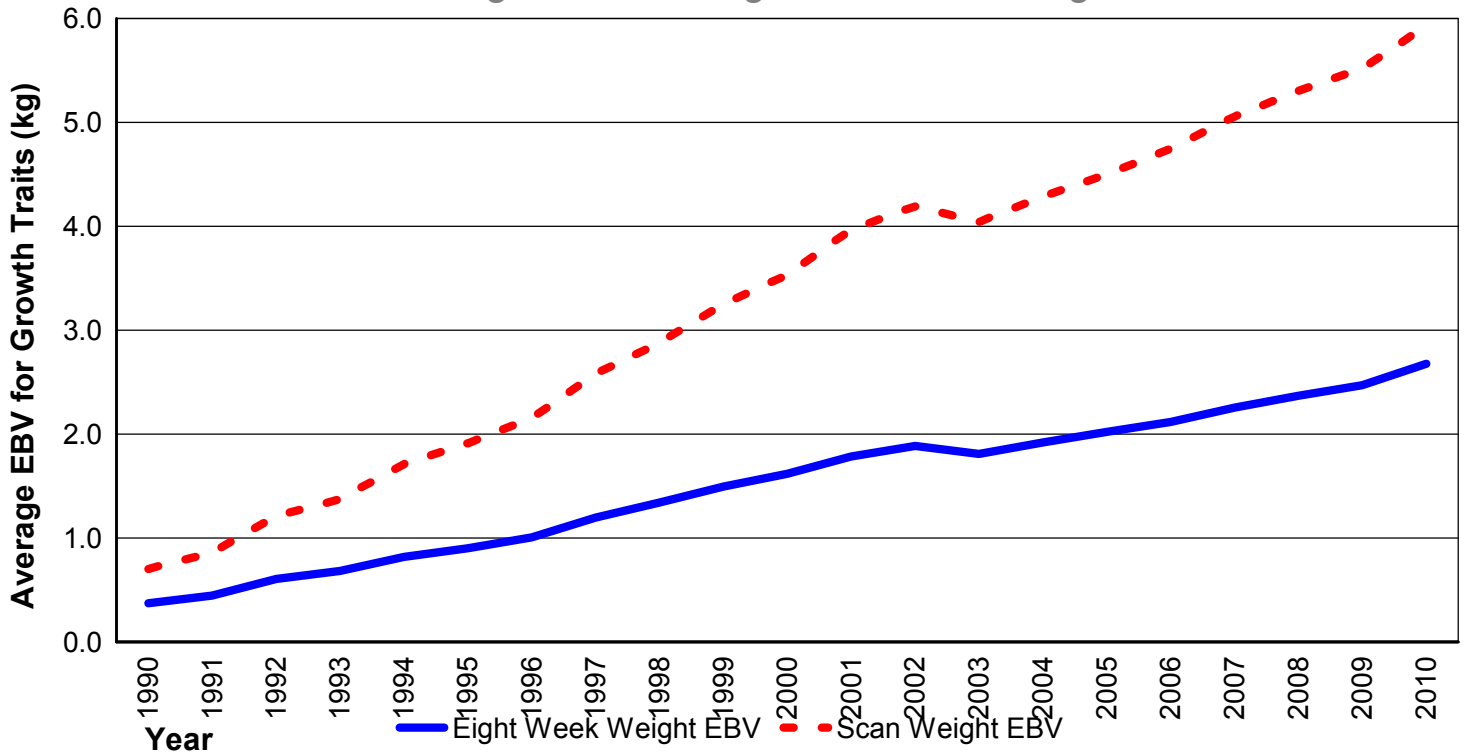
20080755/01-11-2010/2

R:\Sheep\GeneticTrends.rpt

01/11/2010 11:21:21

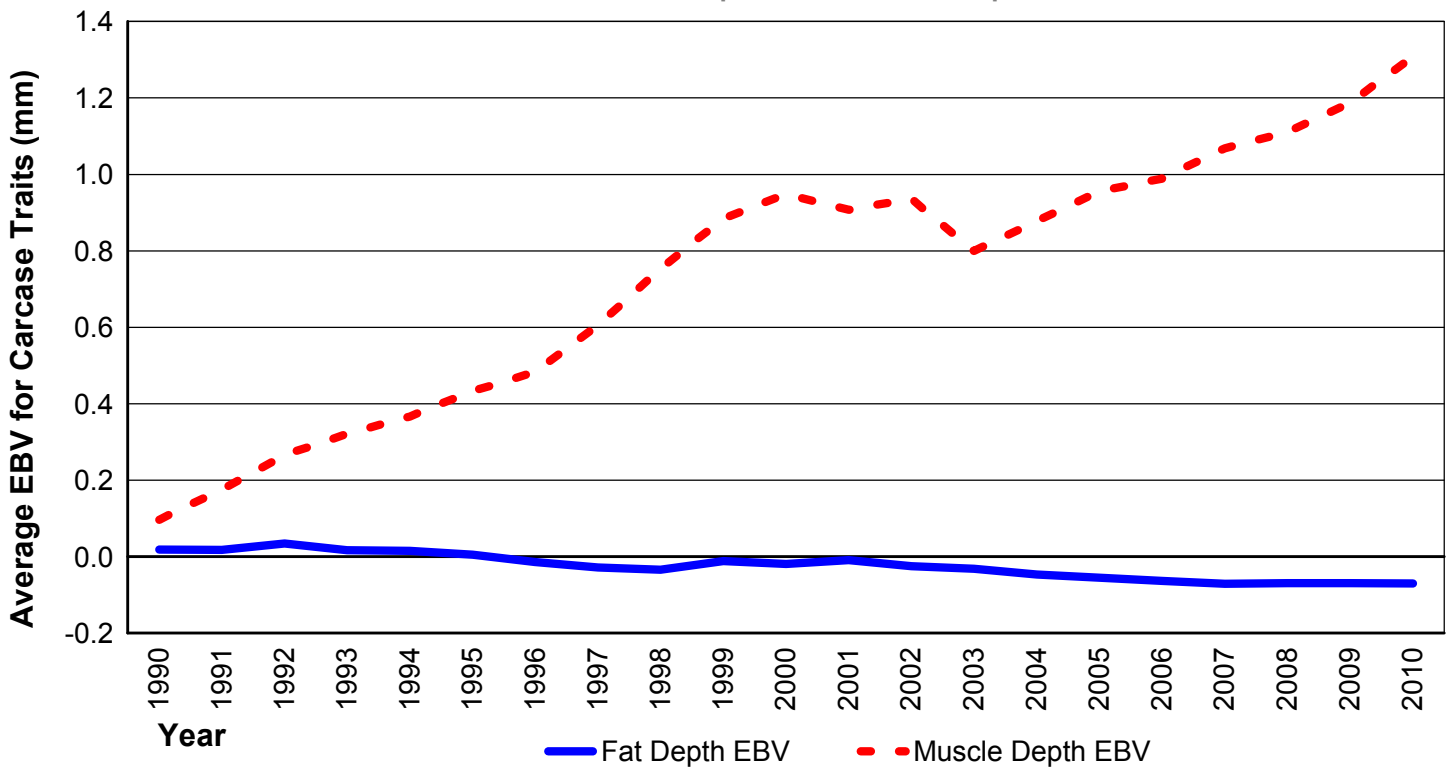
## Texel Genetic Trends 2010

### Eight Week Weight and Scan Weight



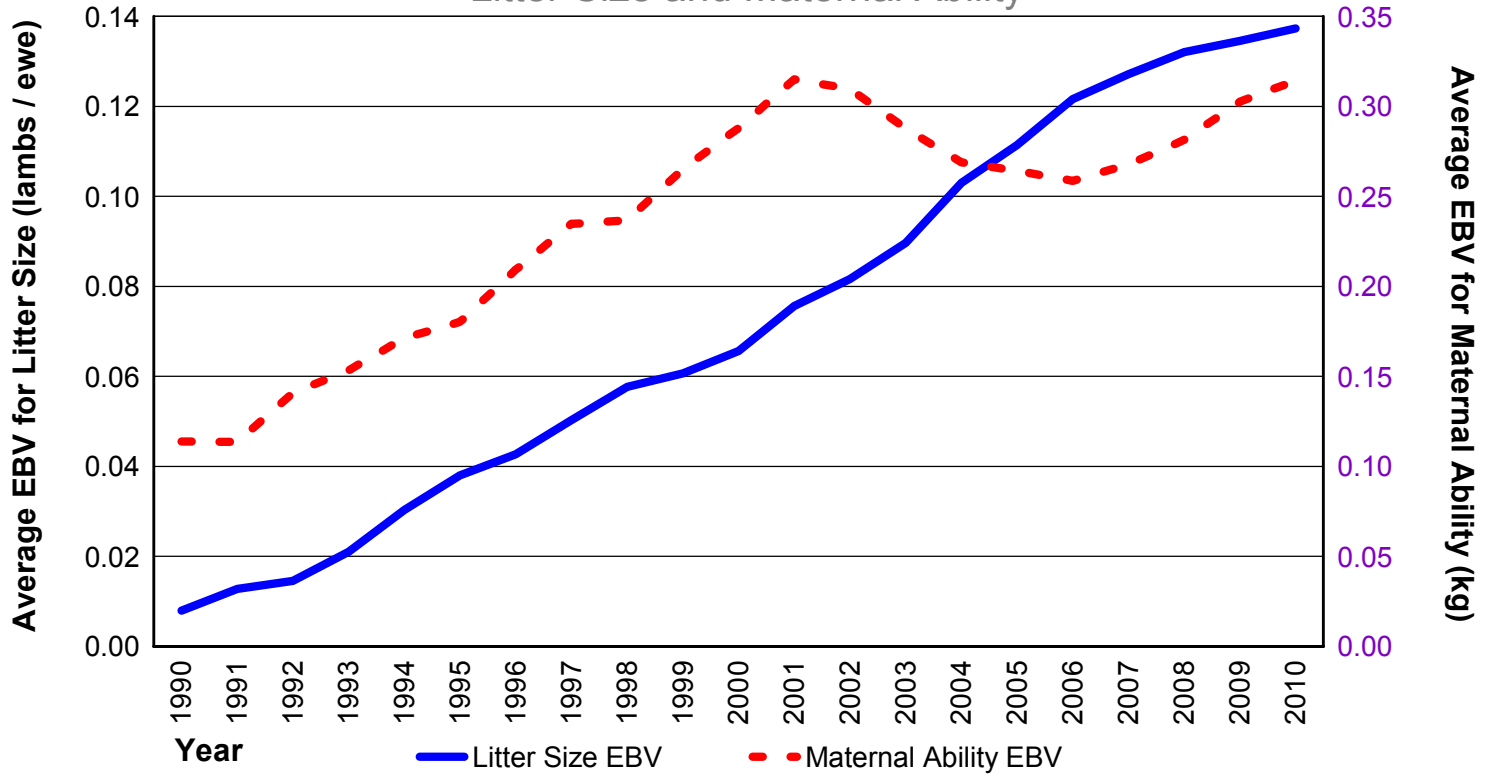
## Texel Genetic Trends 2010

### Muscle Depth and Fat Depth



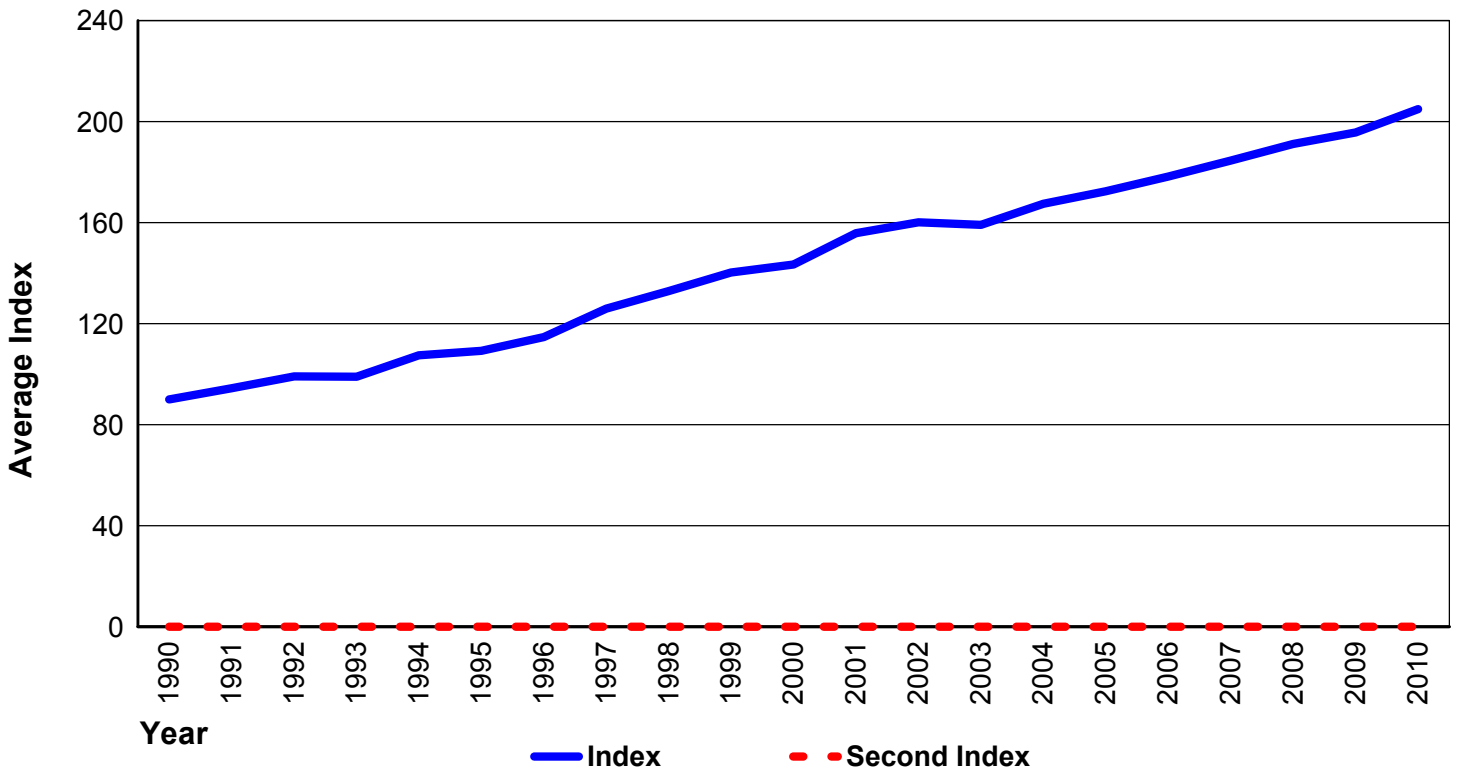
## Texel Genetic Trends 2010

### Litter Size and Maternal Ability



## Texel Genetic Trends 2010

### Terminal Sire Index



BLUP Run Number: 20080755 - 15/10/2010 - Texel

1990 (01/08/1989 - 31/07/1990)